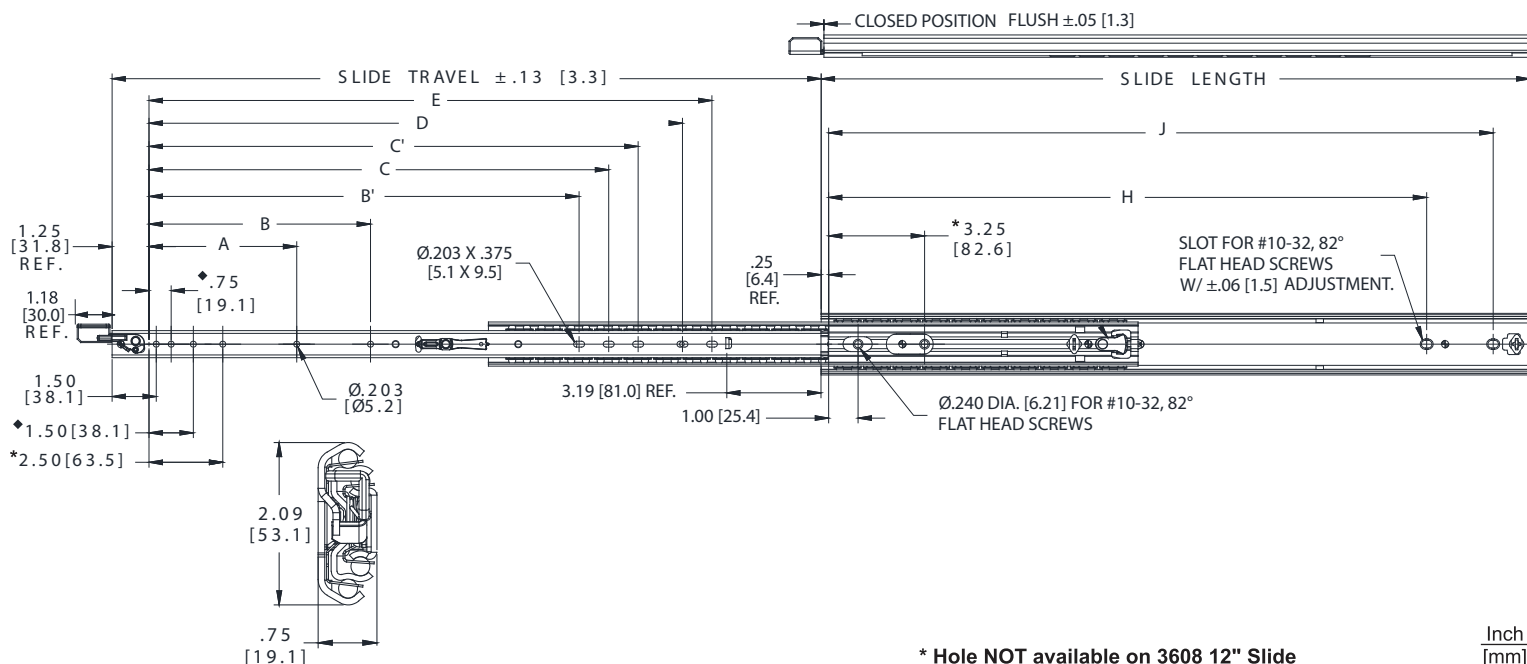




**APPLICATIONS:** Designed for use in heavy-duty mobile and vehicular applications where a lock-in and lock-out are required. **This product is covered by U.S. and various foreign patents issued and/or pending.**

## MODEL 3608 LOCK-IN/LOCK-OUT

Heavy-Duty, Full Extension  
Up to 275 lbs. [125 kg]\*\* Load Rating  
(Compatible with the EZ-Release-Kit)



\* Hole NOT available on 3608 12" Slide

Inch  
[mm]

**Finish** Clear electroplate (C) only  
**Length** Even lengths: 12"-28"  
**Travel** Full extension  
**Height** 2.09" [53 mm]  
**Side Space** .75" [19.1 mm]  
**Movement** Steel ball bearings

**Load Rating** Moderate Use Up to 275 lbs. [125 kg] per pair.  
Mobile (Vehicular) Up to 200 lbs. [90 kg] per pair.

**Mounting** Side mount only  
**Features** Non-disconnect. Lock-in and lock-out.  
**Hardware** Customer supplied (see p.2)  
**Companion** Non-locking slide (3600) can be used in conjunction with locking 3608.

**Caution:** This slide must never be used as a pull-out step, platform, or any other application supporting human weight as injury may result.

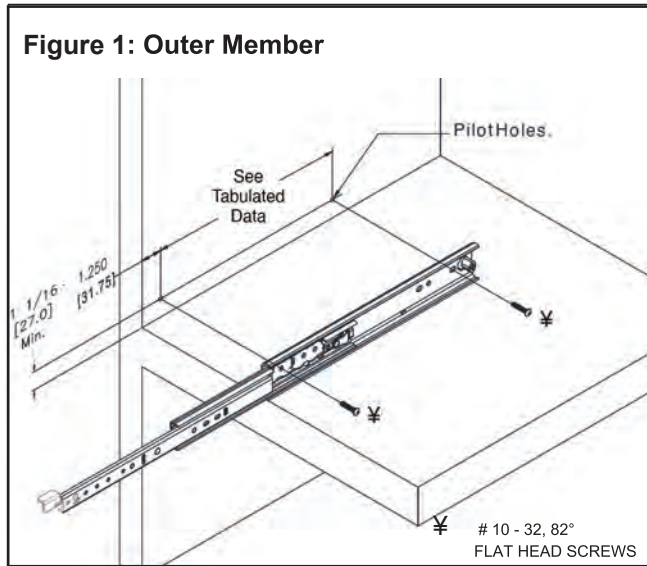
Part Number	Slide Length	Slide Travel	♦A	♦B	B'	♦C	C'	♦D	♦E	F	G	♦H	♦J
C 3608-12	12.00 [304.8]	12.00 [304.8]							7.06 [179.4]	N/A	N/A	8.25 [209.6]	10.50 [266.7]
C 3608-14	14.00 [355.6]	14.00 [355.6]						8.06 [204.8]	9.06 [230.2]	N/A	N/A	10.25 [260.4]	12.50 [317.5]
C 3608-16	16.00 [406.4]	16.00 [406.4]						10.06 [255.6]	11.06 [281.0]	N/A	N/A	12.25 [311.2]	14.50 [368.3]
C 3608-18	18.00 [457.2]	18.00 [457.2]					10.56 [268.3]	12.06 [306.4]	13.06 [268.3]	N/A	N/A	14.25 [362.0]	16.50 [419.1]
C 3608-20	20.00 [508.0]	20.00 [508.0]	5.00 [127.0]			11.56 [293.7]	12.56 [319.1]	14.06 [357.2]	15.06 [319.1]	N/A	N/A	16.25 [412.8]	18.50 [469.9]
C 3608-22	22.00 [558.8]	22.00 [558.8]	5.00 [127.0]			13.56 [344.5]	14.56 [369.9]	16.06 [408.0]	17.06 [369.9]	N/A	N/A	18.25 [463.6]	20.50 [520.7]
C 3608-24	24.00 [609.6]	24.00 [609.6]	5.00 [127.0]	7.50 [190.5]	14.56 [369.9]	15.56 [395.3]	16.56 [420.7]	18.06 [458.8]	19.06 [420.7]	N/A	N/A	20.25 [514.4]	22.50 [571.5]
C 3608-26	26.00 [660.4]	26.00 [660.4]	5.00 [127.0]	7.50 [190.5]	16.56 [420.7]	17.56 [446.1]	18.56 [471.5]	20.06 [509.6]	21.06 [471.5]	N/A	N/A	22.25 [565.2]	24.50 [622.3]
C 3608-28	28.00 [711.2]	28.00 [711.2]	5.00 [127.0]	7.50 [190.5]	18.56 [471.5]	19.56 [496.95]	20.56 [522.3]	22.06 [560.4]	23.06 [522.3]	N/A	N/A	24.25 [616.0]	26.50 [673.1]

♦ Hole compatible with the 3600

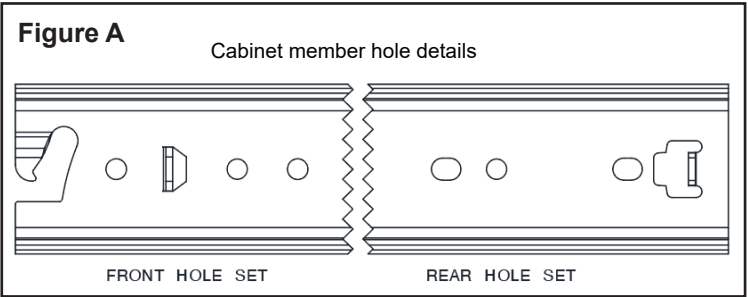
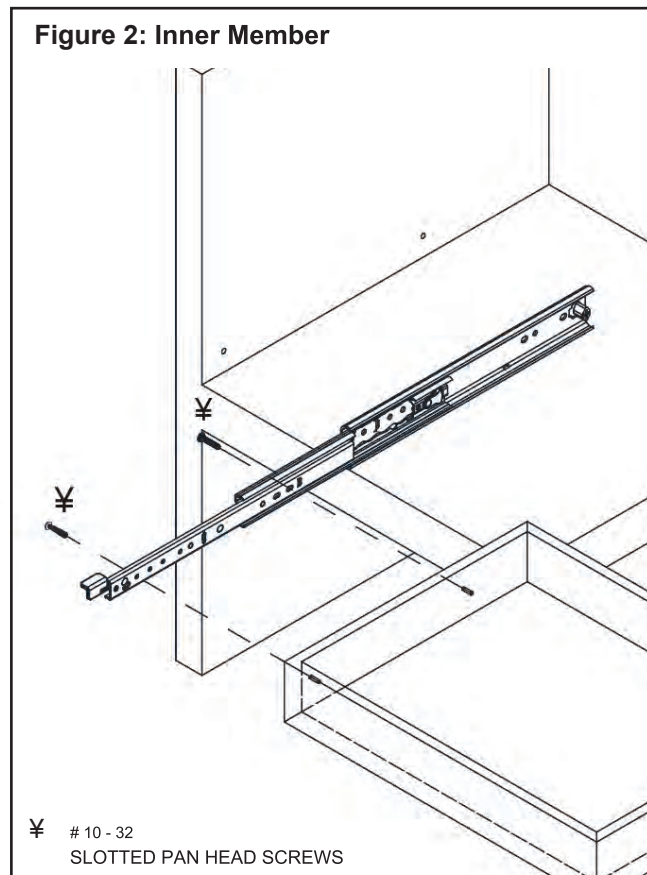
\*\* Load rating based on side mount testing criteria for model 3608: a pair of 22" slides on 24" wide drawer, cycled 10,000 times

**Note: Specified mounting hardware is not included in packaging.**  
**Side Mounting**

To install the cabinet (outer) member, first fully extend the slides to provide access to the mounting holes. Be sure slides are parallel. Insert the # 10 - 32, 82° Flat Head Screw through the horizontal slots. (See Figure 1.)



Attach the drawer to the extended inner members with the # 10 - 32 Slotted Pan Head Screw screw inserted through the vertical slots. Leave all screws loose for final adjustment. Adjust slide positions until movement is smooth. Then tighten all screws; if necessary, use more screws to secure slides and complete installation. (See Figure 2.)



**Customer Supplied Mounting Hardware**

**Mounting Hardware Options (customer-supplied):**

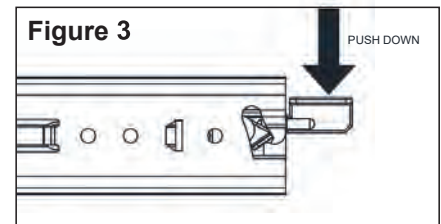
Drawer: # 10 - 32 Slotted pan head screws

Cabinet: # 10 - 32, 82° Flat head screws

**Alternative Mounting Instructions**

The slide must be mounted only as shown in figure 3, the lever must be at the top. The same on the opposite side.

**Note: Lever must be fully activated to release.**



**Locking Slide**

The locking slide can be used on either the right hand side, left hand side, or both sides of the unit. After the length, specify "L" for left hand locking slide and "R" for right hand locking slide.

Complete your slide order for model 3608 locking slide by specifying the following:

	2 Each	C	3608	-12	-L	<b>or</b>
	2 Each	C	3608	-12	-R	

Total Required Slides	_____	_____	_____	_____	_____
Slide Finish	_____	_____	_____	_____	_____
Locking Slide Model 3608	_____	_____	_____	_____	_____
Slide Length	_____	_____	_____	_____	_____
Locking Slide Hand	_____	_____	_____	_____	_____

**NOTE:** For applications requiring a lock on both sides, order an equal amount of "L" and "R" hand slides.

**3600 Non-Locking Companion Slide**

Model 3600 is unhandred and can be used on either the left or right hand side of the unit. For each locking slide ordered, order 1 companion slide.

Complete your slide order for model 3600 companion slide by specifying the following:

	2 Each	C	3600	-12
--	--------	---	------	-----

Total Required Slides	_____	_____	_____	_____
Slide Finish	_____	_____	_____	_____
Companion Slide Model 3600	_____	_____	_____	_____
Slide Length	_____	_____	_____	_____

See 3600 technical sheet for additional information.

**Packaging**

**Bulk Pack:** Slides only. Left and right hand slides packaged in separate boxes.

Slide Lengths: 12" to 28" 6 each per box

**Special Packaging:**

Special packaging is available that includes one standard 3600 (non-locking slide) and one right-hand 3608 (locking slide). The part number for this "3608-5" .

This D-Pack offering is available in the following lengths: Even lengths from 12"-28"

To complete your order specify the following:

	C	3608-5	XX	D
--	---	--------	----	---

Slide Finish	_____	_____	_____	_____
Slide Model	_____	_____	_____	_____
Slide Length	_____	_____	_____	_____
Slide Packaging	_____	_____	_____	_____

**Specifications**

Slide members: Cold rolled steel

Ball spacers: Cold rolled steel

Ball bearings: Carburized steel

RoHS compliant

**Note:** Specifications, materials, prices, terms, and delivery are subject to change without notice.

# Accuride®

Accuride International Inc.

12311 Shoemaker Avenue  
Santa Fe Springs, CA 90670  
TEL (562) 903-0200  
FAX (562) 903-0208

Manufacturing, Engineering, and Sales  
United States • Germany • Japan •  
Mexico • United Kingdom • China

For the most current technical information visit [www.accuride.com](http://www.accuride.com)

**⚠ WARNING:** This product can expose you to chemicals including nickel, which is known to the State of California to cause cancer and birth defects or other reproductive harm. For more information go to [www.P65Warnings.ca.gov](http://www.P65Warnings.ca.gov).