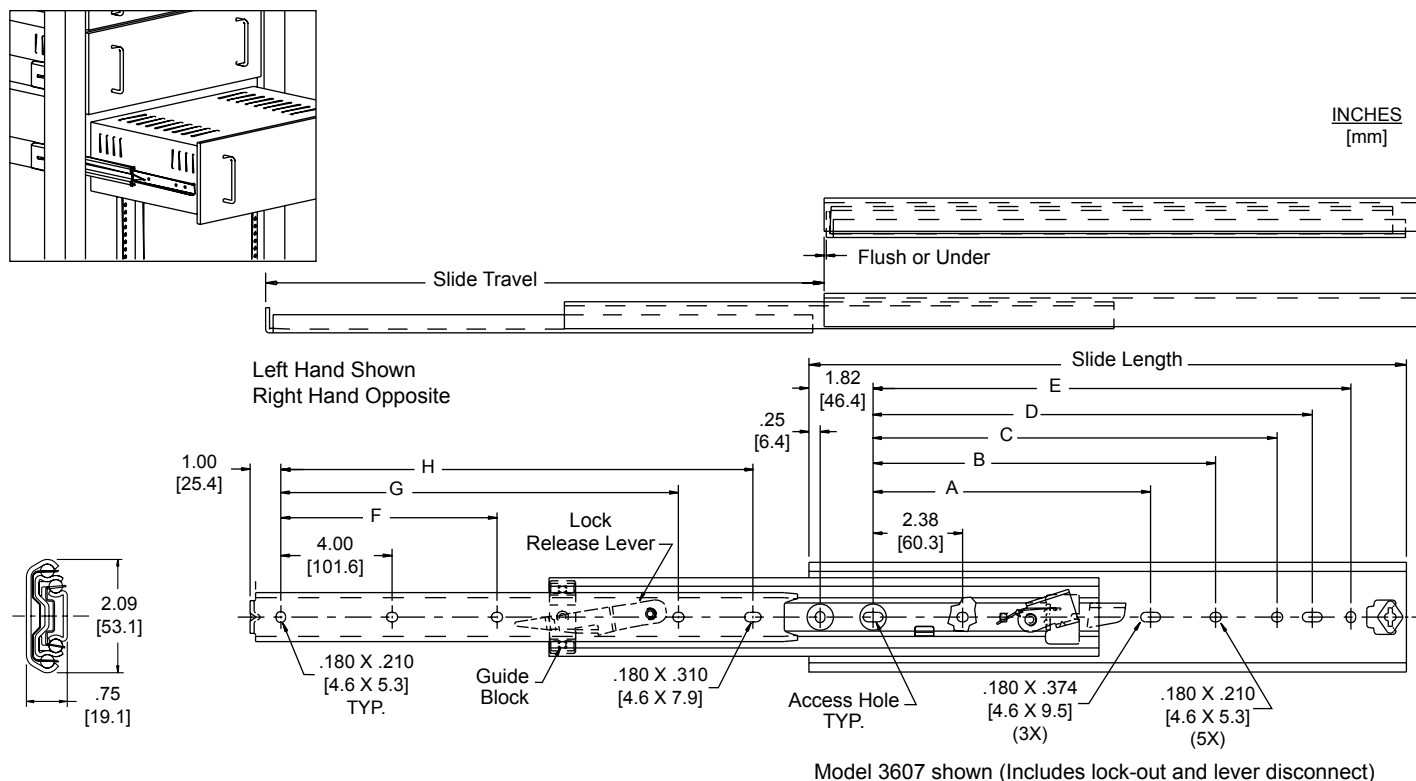


MODEL 3607/3657

APPLICATIONS: Utility vehicles, work stations and shelving units, bins, trays or deep storage drawers in commercial and residential settings.

Heavy-Duty Slides
Full Extension
Up to 275 lbs. (124 kg.) Capacity*



Finish	Clear zinc (C)	Travel	Full Extension
Lengths	Even lengths 12" to 28" [305 mm–711 mm]	Mounting	Side/hard mount
Height	2.09" [53.1 mm]	Hardware	#8 pan head screws
Side Space	.75" + .030/ - .000 [19.1 mm + .76/ - .00]	Movement	Carburized steel ball bearings
Load Capacity	Moderate use: Up to 275 lbs. [124 kg] * Frequent use: Up to 200 lbs. [91 kg] **	Features	Models 3657 - Stop-out + lever disconnect + Detent-in Models 3607 - Lock-out + lever disconnect

Part Number	Slide Length	Slide Travel	A	B	C	D	E	F	G	H
C36XX-12	12.00 [305]	12.00 [305]		5.33 [135.4]	7.05 [179.1]	8.05 [204.5]	9.05 [229.9]			9.00 [228.6]
C36XX-14	14.00 [356]	14.00 [356]		7.33 [186.2]	9.05 [229.9]	10.05 [255.3]	11.05 [280.7]			11.00 [279.4]
C36XX-16	16.00 [406]	16.00 [406]		9.33 [237.0]	11.05 [280.7]	12.05 [306.1]	13.05 [331.5]		10.13 [257.3]	13.00 [330.2]
C36XX-18	18.00 [457]	18.00 [457]		11.33 [287.8]	13.05 [331.5]	14.05 [356.9]	15.05 [382.3]		12.13 [308.1]	15.00 [381.0]
C36XX-20	20.00 [508]	20.00 [508]	8.50 [215.9]	13.33 [338.6]	15.05 [382.3]	16.05 [407.7]	17.05 [433.1]	8.00 [203.2]	14.13 [358.9]	17.00 [431.8]
C36XX-22	22.00 [559]	22.00 [559]	9.50 [241.3]	15.33 [389.4]	17.05 [433.1]	18.05 [458.5]	19.05 [483.9]	9.00 [228.6]	16.13 [409.7]	19.00 [482.6]
C36XX-24	24.00 [610]	24.00 [610]	10.50 [266.7]	17.33 [440.2]	19.05 [483.9]	20.05 [509.3]	21.05 [534.7]	10.00 [254.0]	18.13 [460.5]	21.00 [533.4]
C36XX-26	26.00 [660]	26.00 [660]	11.50 [292.1]	19.33 [491.0]	21.05 [534.7]	22.05 [560.1]	23.05 [585.5]	11.00 [279.4]	20.13 [511.3]	23.00 [584.2]
C36XX-28	28.00 [711]	28.00 [711]	12.50 [317.5]	21.33 [541.8]	23.05 [585.5]	24.05 [610.9]	25.05 [636.3]	12.00 [304.8]	22.13 [562.1]	25.00 [635.0]

* Load rating based on a pair of slides mounted in a 16" wide drawer cycled 10,000 times.

** Load rating based on side mount testing criteria for Model 3640A: a pair of 18" slides on a 42" wide drawer, cycled 75,000 times.

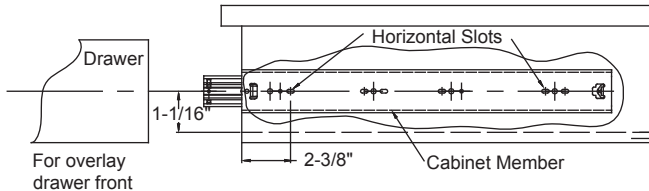
Installation Instructions

Cabinet Member Installation – Side Mount

1. To separate slide members, extend slide to expose lever, actuate lever and remove drawer member.
2. Install slide cabinet members (largest) into cabinet using #8 pan head screws. Be sure slides are parallel.

Note: Slides are handed. Ensure that the left/right hand drawer member mates with the left/right hand cabinet member to prevent damage when re-inserting the drawer members.

Figure 1. Conventional Mounting – Cabinet



3. Mount inner member (smallest) to drawer using #8 pan head screws. See Figure 1.2 and Figure 1.3. Leave all screws loose until final adjustment.
4. Before installing the drawer member into the cabinet, be sure the ball retainers in the cabinet are fully forward. Install drawer into cabinet. Close the drawer and cycle.
5. Adjust slide position until movement is smooth. Install additional set screws to secure and tighten to complete installation.

Figure 1.2. Drawer Member Installation – Conventional Mounting

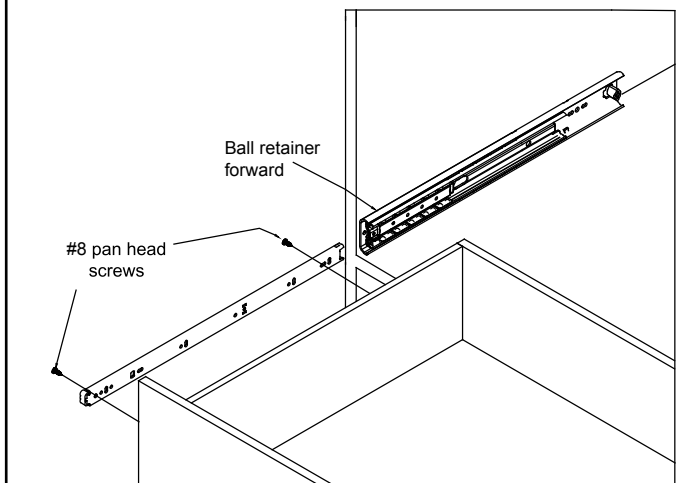
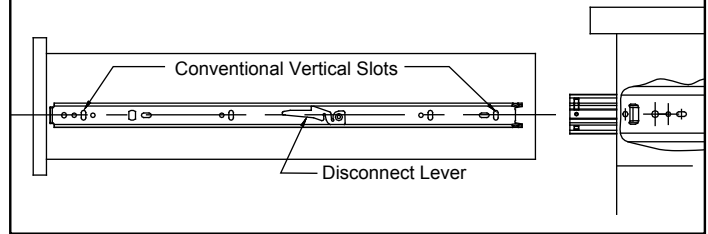


Figure 1.3. Drawer Member Installation – Conventional Mounting



Packaging

Distributor (D) Pack: All lengths are packaged 5 pair per box. Polybag includes one pair of slides packaged with screws.

Bulk (P) Pack: Lengths 12"–20" 14 each per box
Lengths 22"–28" 10 each per box

A pair includes right and left hand slides.

Slide Ordering Instructions

Complete your slide order for Accuride Models 3607 (lock out) or 3657 by specifying the following:

	10 Pair	C	36XX	-18	D
Total Slides Required	_____	_____	_____	_____	_____
Slide Finish	_____	_____	_____	_____	_____
Slide Model	_____	_____	_____	_____	_____
Slide Length	_____	_____	_____	_____	_____
Optional Polybag Packaging (includes mounting screws)	_____	_____	_____	_____	_____

Specifications

Slide members and ball retainers: Cold rolled steel
Ball bearings: Carburized steel
RoHS compliant.

NOTE: Specifications, materials, prices, terms, and delivery are subject to change without notice.

Accuride

ACCURIDE INTERNATIONAL INC.

12311 Shoemaker Avenue
Santa Fe Springs, CA 90670

TEL (562) 903-0200
FAX (562) 903-0208
www.accuride.com

Manufacturing, Engineering, and Sales
United States • Germany • Japan • Mexico • United Kingdom • China

Copyright © 2018-2024 Accuride International Inc. 3700-9222(9041)-MK0310-R13-0424